

PHILIPPINES/PNG edition

Evangelism & Discipleship in a Box!

The Children's **GOSPEL BOX**

CURRICULUM



A partnership between
Gospel Light Worldwide
and Foursquare Missions Press

*"He will teach us His ways,
so that we may walk
in His paths."
Isaiah 2:3*

**Contains
Reproducible
Activity Pages**



English

Junior Student Activity Pages
Grades 4 - 6



iNyaniso



Year A

Welcome Teacher!

Dear Teacher,


The *iNyaniso Student Activity Pages* are designed to reinforce your Bible teaching and help the students translate learning into action. In addition, the *iNyaniso Student Activity Pages* are also a tool to be used by parents to extend Bible learning into the home. Give parents a copy of the Welcome letter overleaf at the beginning of the year, or as new students join your class. This will assist them in making the best use of the *iNyaniso Student Activity Pages* at home.

Each local church needs to buy only one *iNyaniso Student Activity Pages Resource Book*. You may make photocopies of the *Pages* for your students as you need them. However, you may only make copies if your local church bought the book, and you can only copy from the original book. You may not make copies of pages already photocopied.

Here is the suggested way to make the best use of the *iNyaniso Student Activity Pages*.

Page 1

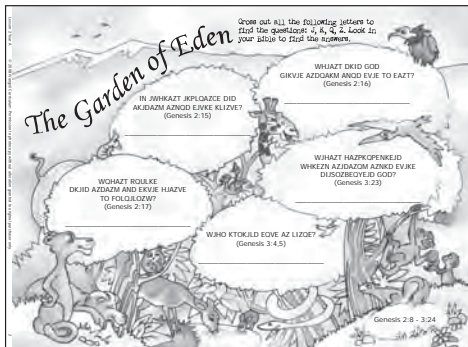
'Search the Scriptures' is for families to complete at home during the week. It gives other Scriptures that support the 'Lesson Focus'.



The 'Life Focus' of the lesson is included for the parents.

If there is a Memory verse activity, this is to be completed during the conclusion of the 'Study' time of the lesson. Or, if class time is short, this can be completed at home.

The Memory verse is given in both the New International Version (NIV) and the Good News: Today's English Version (TEV). Encourage children to learn the verse during the week.



Page 2

The Bible Story Review is to be completed in class during the conclusion of the 'Study' time of the lesson.

Note: The NIV is used for the activities on Page 2.



Family Builders

There will occasionally be a 'Family Builder' activity on Page 1. These are designed to get families talking and playing together. It may give advice to parents on topics related to the Life Focus.

It's exciting partnering with you in bringing God's Word to South African children!

The iVangeli editors.



iNyaniso



Year A

Welcome
Parents

Dear Parent,

The Bible reminds us that the Lord's commandments are to be treasured in our hearts and expressed in actions and words to our children (see Deuteronomy 6:6,7). This is an exciting task.

As your partner in the Christian education of your child, I highly recommend the *iNyaniso Student Activity Pages*. These weekly papers are an invaluable tool to help you reinforce the Bible truths your child is learning at church.

Each paper contains:

- ▶ A Memory verse activity on page 1 which brings understanding and helps your child personalise the Scripture. If this has not been completed in class, it can be completed at home.
- ▶ The Bible Memory verse is given in both the New International Version (NIV) and the Good News: Today's English Version (TEV) on page 1. Choose the version you prefer, and encourage your child to learn the verse during the week.
- ▶ Search the Scriptures on page 1 gives additional Scriptures to be read by the family. These verses give more insight into what the Bible says on the lesson topic. You can read the Scriptures and answer the questions after supper, at bedtime, or at a once a week Family Night Together. Everyone in the family, no matter how young or old, can participate in learning more about what God's Word teaches.
- ▶ There will occasionally be a Family Builder activity on page 1. This may have some advice for parents, or an activity or game for the whole family to enjoy at home during the week.
- ▶ The Bible story review on page 2 is completed by your child in class during the lesson.

The important thing is that the *iNyaniso Student Activity Pages* are not just for your child to use in class. They can help your family grow closer together as you study God's Word during the week. Set aside time each week to complete the activities and discussions suggested. We pray that you will find the time richly fulfilling.

Thank you for being a partner in interesting in the spiritual growth of your child.

Sincerely,

Your child's teacher





iNyaniso


Year A
Lesson 1




God's power is greater than we can imagine.

Name: _____

Family Page



Family Builders



Remember This!

Jeremiah

NIV: God made the earth by his power he founded the world by his wisdom and stretched out the heavens by his understanding.


TEV: The Lord made the earth by his power by his wisdom he created the world and stretched out the heavens.

Wisdom in Action

his wee pla to do a scie ce e perime t to observe the wise way i which od made our world

Place a small amount o Styro oam pieces or pu ed rice cereal in a large reseala le ag. Close the ag, ma ing sure to trap air inside. Ru the sides o the ag with a piece o wool clothing, such as a ersey. While you hold the ag with one hand, ring a inger close to a piece o Styro oam or cereal. Watch the piece mo e away ecause your inger and the pieces ha e the same electrostatic charge.

Search the Scriptures



Take time this wee to read and tal a out these Bi le eses.

Job
Which part o this description o creation do you li e est? Why? How would you sum up the main idea o these eses?

Psalms
What do you learn a out God rom these eses? What do you learn a out you and your amily?

Proverbs
How many animals are mentioned? What is special a out these animals? Why do they remind you o God's power and wisdom?

hat would you say are the

M	S	F
S	M	

1. _____
2. _____
3. _____
4. _____
5. _____

Things to Do:

Complete this list of things to do for the week of creation.

Day 1 Separate _____ rom _____ dansr es _____ e esis

Day 2 _____ aMe _____ htlig _____ ys _____ e esis

Day 3 Separate _____ rom _____ anld _____ ame lpanst _____ e esis

Day 4 _____ aMe _____ nus _____ nomo _____ tassr _____ e esis

Day 5 reate _____ h is _____ nad _____ dsri _____ e esis

Day 6 Ma e _____ anld _____ manalis _____ amn _____ nad _____ mawon _____ e esis

Day 7 _____ ster _____ e esis





iNyaniso

Year A
Lesson 2



God loves us so much that He gives us forgiveness and everything else we truly need.

Name: _____





I Need

What


I Want

Read the comic strip. In the second frame draw a picture of what Siphos thinks he needs. In the fourth frame, draw a picture of what Siphos really needs.

What do I really need?

<p style="text-align: center;">God will meet ALL my needs!</p> 	<p style="text-align: center;">Draw your answer here.</p> 
	<p style="text-align: center;">God will give me what I REALLY need.</p> <p style="text-align: center;">Draw your answer here.</p> 

Search the Scriptures



Take time this week to read and talk about these Bible verses.

Matthew

What needs will God provide? How has God given you family what you need?


Luke

How would you describe a shepherd? How does a shepherd treat his sheep? What has God done to show that He is our Shepherd?

John

How did God show His love for all people? What need do these verses say God fulfills?

Family Page



Philippians

NIV: My God will meet all your needs according to his glorious riches in Christ Jesus.

TEV: With all his abundant wealth through Christ Jesus, my God will supply all your needs.

The Garden of Eden

Cross out all the following letters to find the questions: J, K, Q, Z. Look in your Bible to find the answers.

IN JWHKAZT JKPLQAZCE DID
AKJDAZM AZNOD EVJKE KLIZVE?
(Genesis 2:15)

WHJAZT DKID GOD
GIKVJE AZDOAKM ANOD EVJE TO EAZT?
(Genesis 2:16)

WQHAZT RQULKE
DKJID AZDAZM AND EKVJE HJAZVE
TO FOLQJLOZW?
(Genesis 2:17)

WJHAZT HAZPKOPENKEJD
WHKEZN AZJDAZQM AZNKD EVJKE
DIJSOZBEQYEJD GOD?
(Genesis 3:23)

WJHO KTOKJLD EQVE AZ LIZQE?
(Genesis 3:4,5)

e esis



iNyaniso

Year A
Lesson 3





I can identify what God says to do is right.

Name: _____

Family Page

Family Builders






Remember This!

salm

NIV: I will sing of your love and justice to you, O Lord, I will sing praises.

TEV: My song is a shout of loyalty and justice, and I sing it to you, O Lord.

Search the Scriptures



Take time this week to read and talk about these Bible verses.

Deuteronomy

According to these verses, what are some characteristics that make up God's greatness? What should our response to God be?

salm

What are some other characteristics of God? How has your family experienced these characteristics in the past?


isaiah

What does God love? hate? How can you and your family show that you love justice?

How to Ask to Be God's Child

You can talk to God in your own words. Here are four good things to say.

1. Admit that you need to be forgiven.
2. Thank God that Jesus died for you.
3. Ask God to forgive you and to help you turn away from doing wrong.
4. Thank God that Jesus will be with you forever.



Adapted from *Everything you Want to Know About Teaching Children, Grades 1-6*, Bolton, Smith and Haystead, Regal Books, 1987

IT HAPPENED THIS WAY

Read each question.
Then circle the correct answer.

Why did Noah send the load of animals to the ark?
a. The earth was too dry.
b. People's sin.
c. He wanted to show them how to live.


How many animals did Noah take on the ark?
a. Twelve of each animal and three of each bird.
b. Two of each animal and three of each bird.
c. Twenty of each animal and two of each bird.

What did Noah do to show his obedience to God?
a. He built an altar.
b. He worshipped God.
c. He built a cathedral.

What did Noah build to worship God?
a. A cathedral.
b. An altar.
c. A sanctuary.

What did the rainbow mean to God?
a. It was a reminder of God's promise to not send another flood to destroy the earth.
b. It was a sign of God's love.
c. Happiness and peace for everyone.

What did the rainbow mean to God?





iNyaniso

Year A
Lesson 4



Worship God instead of anything or anyone else.

Name: _____

Family Page

Remember This!

Jeremiah

NIV: No one is like you, O Lord you are great, and your name is mighty in power.

TEV: Lord, there is no one like you you are mighty, and your name is great and powerful.

Search the Scriptures

Take time this week to read and talk about these Bible verses.

Matthew
Which servants pleased their master? Why? What abilities did they use? What do you learn from this story about using your abilities?

Luke
What talents or abilities did the Samaritan have? How did he use them? How can you follow his example?

Colossians
How can you and your family show praise to God by what you say? By what you do?

Family Builders

Scavenger Hunt

In five minutes, see how many of the following items family members can collect. Then encourage each family member to choose one of the objects he or she collected and then answer the question, How does this object remind you of a way you can praise God?

- Find something you made or built.
- Find an object or picture that reminds you of an ability you have.
- Find a Bible verse that talks about praising God (Hint: Look in the Psalms.)
- Find an object you can use to show praise to God.
- Find a story you have written.
- Find a picture that you have drawn.

HONOURING GOD

Use the code to find some of the ways we honour God.

☺ = a	💧 = e
☼ = i	👍 = o
⊙ = r	✝ = y
★ = s	

1.
⊙ ☺ ✝

2.
⊙ ☺ ☼ ★ 💧 👍 💧 ✝

3.
👍 💧 ✝

4.
👍 💧 👍 💧 ⊙ ★



TOWER of BRICKS

Answer each question.

1. In addition to a city, what else did the people want to build?

_____ (Genesis 11:4)

2. They wanted to make a _____

_____ (Genesis 11:4) or themselves.

3. What did the people think was more important than God?

4. What did God do?

_____ (Genesis 11:7)

5. What was the result of God's action?

_____ (Genesis 11:8)

Genesis



iNyaniso

Year A
Lesson 5



We can choose to become part of God's family and obey Him.

Name: _____

Family Page


Remember This!

Joshua

NIV: Choose for yourself this day whom you will serve... But as for me and my household, we will serve the Lord.

TEV: Decide today whom you will serve...As for my family and me, we will serve the Lord.

Search the Scriptures



Take time this week to read and talk about these Bible verses.

Samuel
What choice did Samuel make? Who helped him make his choice? When has someone helped you make a good choice?

Proverbs
What choice is more important than silver, gold or gems? What will God's instructions help you have? What is one of God's instructions your family can choose to obey this week?

Daniel
Describe Daniel's choice. What made it difficult? What is a difficult choice you need God's help to make?

STYLE SELECT

To find the meaning of a word from Joshua 24:15, select a style and go across each row, writing the words in order next to the word of the same style. Do this for each style.

ALL	To	THE	To	PEOPLE	give	WHO	pick	service
LIVE	after	TOGETHER	and	careful	AS	respect		
thought;	to;	A	to	to	FAMILY.	worship.	decide.	

Choose _____

Serve _____

HOUSEHOLD _____

Right Choices

Find the answers to the questions by filling in the missing letters. Use the letters E, A, R, T and L.

What did God tell A ram to do?
Genesis 12:1

v you hom

What did A ram choose to do?
Genesis 12:4

ob y d od d

What did Lot choose to do?
Genesis 13:10,11

chos h
b s d


What did God promise A ram?
Genesis 13:14,15

will iv you
h d you s

What did A ram choose to say
when there wasn't enough room?
Genesis 13:8,

o you c choos
d you w
h

e esis





iNyaniso

Year A
Lesson 6



When we make choices, it is important to act on God's Word.

Name: _____

Family Page


Remember This!

salm

NIV: I will instruct you and teach you in the way you should go I will counsel you and watch over you.

TEV: I will teach you the way you should go I will instruct you and advise you.

Search the Scriptures



Take time this week to read and talk about these Bible verses.

Deuteronomy
What should we remember? What suggestions or remembering God's commands are given in these verses? Which of these can we do at our house?

Salm
What does the writer compare God's Word to? What are the benefits of remembering and obeying God's commands?

Leviticus
What does this verse say we should do? Why? How can other Christians help us remember to obey God's Word?

COMPUTER TROUBLE

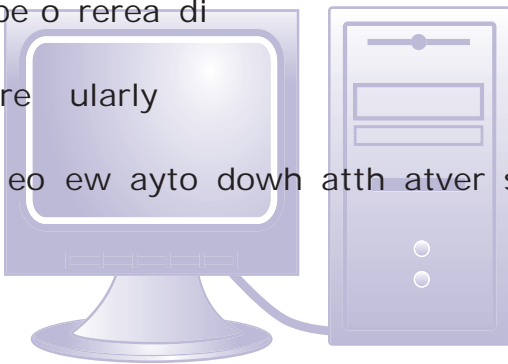
Here are four steps to help you understand the Bible, but the spaces are in the wrong spots. Rewrite the steps the correct way.

s ra ybe o rerea di

s e adre ularly

s ecid eo ew ayto down atth atver sesays

s oit



Circle the letter under the word TRUE if the sentence about today's story is correct. Circle the letter under the word FALSE if the sentence is incorrect.

Welcome to my Shade

F S

B

S

1. God changed A ram's name to A raham. (Genesis 17:5)
2. A raham means mother of many nations. (Genesis 17:5)
3. Sarai's name was changed to Susan. (Genesis 17:15)
4. Sarah means princess.
5. Seven men visited A raham. (Genesis 18:2)
6. One of the men was the Lord. (Genesis 18:1)
7. The Lord promised that A raham and Sarah would have a son. (Genesis 18:10)
8. Sarah told the truth about laughing. (Genesis 18:15)
Sarah made a wrong choice when she lied.
10. God kept His promise when Isaac was born. (Genesis 21:1,3)

In the spaces below write the circled letters in order from top to bottom what Abraham made when he believed God

Genesis



iNyaniso


Year A
Lesson 7



When you're tempted to disobey God, choose to love and obey Him.


Name: _____

1. It has our letters,
It rhymes with ring,
It needs some music,
The way is _____.




What is it
Complete the rhymes to find our ways to learn and remember God's instructions for us.

2. It has our letters,
It rhymes with read,
It needs a book,
The way is _____.



3. It has our letters,
It rhymes with wall,
It needs a friend,
The way is _____.


4. It has eight letters,
It rhymes with exercise,
It needs some practise,
The way is _____.



Study through these words

tal	memorise	chal	ries
ring	read	sing	seed

Search the Scriptures



Take time this week to read and talk about these Bible verses.

Matthew
How did God's Word help Jesus make good choices? In what situation can God's Word help you make a good choice at home?

Timothy
What do you learn about God's Word from these verses? What can God's Word help you do? Say these verses in your own words.

James
To what is God's Word compared? How is God's Word described? When do you learn from God's Word?

Family Page

Remember This

Salm

NIV: I have hidden your word in my heart that I might not sin against you.

TEV: I keep your law in my heart, so that I will not sin against you.

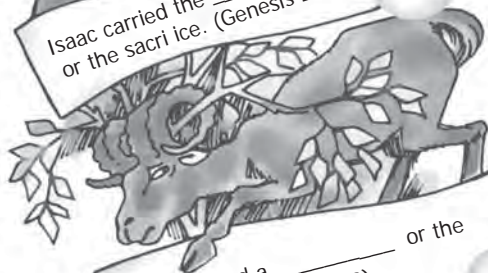
A Difficult Journey



Isaac carried the _____ or the sacri ice. (Genesis 22:6)



An _____ told Araham not to sacri ice Isaac. (Genesis 22:11,12)




God provided a _____ or the sacri ice. (Genesis 22:13)




Araham built an _____ (Genesis 22:)

Fill in the blanks to complete the captions under each picture. Then number the pictures in the correct order to retell today's story.



God told Araham to sacri ice _____. (Genesis 22:2)



Because Araham obeyed God, God _____ to bless him and his descendents. (Genesis 22:17,18)

e esis



iNyaniso

Year A
Lesson 8



Tal to God
a out your
choices when
you need help
doing what's
right.

Name: _____

Search the Scriptures



Take time this week to read and talk about these Bible verses.

1 Kings 3

Why did Solomon need God's help? What did Solomon ask for? Why was God pleased with Solomon's request? What offer did you need God's help to complete?

Acts 16

What did Peter and John want to do? What did they pray for? What were the results? What is something God wants your family to do? Ask for His help.

James 4

When should we pray? What should our attitude be? What will God's response be? Pray for God's wisdom to help you in a specific way this week.

Family Page

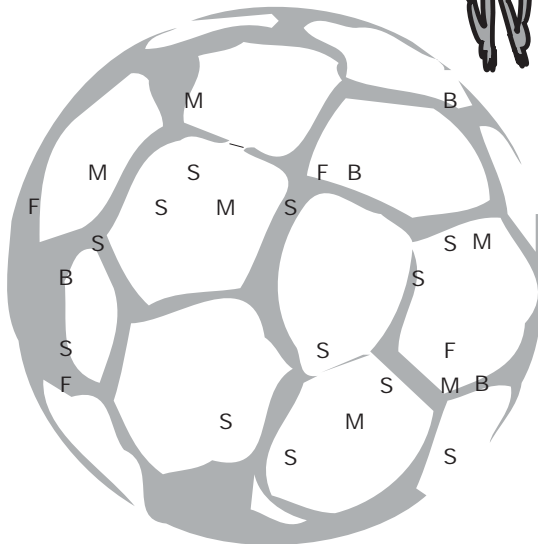


Philippians 4

NIV: Do not be anxious about anything, but in everything, by prayer and petition, with thanksgiving, present your requests to God.

TEV: Don't worry about anything, but in all your prayers as God or what you need, always bring him with a thankful heart.


Word Search



Find and circle these words. Each word describes something you might have to make a choice about. Words can be found across, down, diagonally or backwards.

eat	books	attitude
money	time	friends
television	homework	clothes
music	games	test
ideas	talent	toys

Which words describe choices you might want to talk to God about? Put a star next to those words.



A Servant's Journey

For each question listed, there are two answers. Only one of the answers is correct. Follow the path through the correct answers.



Collect the circled letters from the answer choices you chose. When you unscramble the letters, you should find the correct word to fill in the blank below.

lie er ou d a

or saac

hat ob was lie er ive

Genesis 24:3,4

He sent Re e ah to gi e water to Elie er and the camels.

He told Elie er to go to the ne t town.

hat was lie er s respo se to the a swered prayer

Genesis 24:26,27

He was sent to uy ten camels or his master.



He was sent to A raham's homeland to ind a wi e or Isaac.

Genesis 24:17 1

ow did od help lie er

He cheered and had a party.

He owed down and worshipped the Lord.

hat was lie er s prayer

Genesis 24:12 14

Hurry and show me the right young woman. I want to go home.

Show me a young woman who will gi e me and the camels water. May she e the one chosen or Isaac.

F

F S

e esis





iNyaniso

Year A
Lesson





Look
or ways
to keep
peace.

Name: _____

Family Page

Search the Scriptures





Remember This!

Proverbs 15:1

NIV: If it is possible, as far as it depends on you, live at peace with everyone.

TEV: Do everything possible on your part to live in peace with everybody.

Make your own Cartoon!

Draw a cartoon about two friends who get into an argument. What did these two friends argue about? How else could they have ended their argument?

Where are the friends?	What do they argue about?	What happens next?	How does it end?

Take time this week to read and talk about these Bible verses.

Proverbs

What causes arguments? What character quality is helpful in preventing or stopping an argument? How can remembering these verses help you get along better with people in your family?

Matthew

When might people in families argue about being the best? What did Jesus mean when He said "He who is least among you all is the greatest"? When is a time you can put Jesus' words into practice?

Matthew

How do these verses tell us to treat others? What can you do when someone wants to argue? List some ways your family can obey these verses.

Oh Well

Complete the maze to connect the wells in order from 1 to 4. You can go underneath bridges in the maze. As you reach each well, answer the question in the well.



S

1. Esek

What did Isaac do when the herdsmen of Esau said that the well he called Seva was theirs?

- a. He said, "It's mine and I'm not leaving it." He dug another well.
- b. He said, "I'm going to tell the king on you."
- c. He said, "I'm going to tell the king on you."

2. Sitnah

Why did Isaac argue over the well Sitnah?

- a. He moved away and dug another well.
- b. He called the police.
- c. He sat down and cried.

3. Rehoboth

Why did Isaac name the third well Rehoboth?

- a. Finally, there was room for his family. No one argued with them about the well.
- b. There was room for 12 more wells.
- c. It was inside a big room.

4. Shibah

The last well was called Shibah or promise. What was the promise?

- a. Isaac promised to always crush his teeth.
- b. Isaac and Abimelech promised not to harm one another.
- c. Isaac and Abimelech promised to send birthday cards to one another.

F S





iNyaniso

Year A
Lesson 10



Treat others airly.

Name: _____


Remember This!

ori thia s

NIV: Lo e does not delight in e il ut re oices with the truth.

TEV: Lo e is not happy with e il, ut is happy with the truth.

Search the Scriptures



Take time this wee to read and talk about these Bible verses.

Genesis 37


Joseph's brothers had meant to harm him when they were younger. Did Joseph want to get even? What did he say he would do for them? Why do you think Joseph felt kindly towards his brothers?

Joshua 24

What were the Reubenites, the Gadites and the half-tribe of Manasseh to do? Did they do it? What kindness have you shown to a family member in the past wee?

Samuel 16

What did David tell his son Asahel would do? Did King David see revenge on his son? What command did David give about how Asahel should be treated? How do you respond to the unkindness of others?



Family Builders

ide ods ord
i our eart

Memorising Scripture together can be a valuable family activity. When we understand, memorise and apply key Scriptures, they become an integral part of our thinking process. For your family to want to memorise Scripture together, however, they must see how their effort will be useful.


Here are a couple of ways you can help your family memorise Bible verses

Most important word

As each family member to choose what he or she thinks is the most important word in the verse and share it with the rest of the family.

add a word

Say the first word of the verse and go around the family circle, having each person add a word until the Scripture is completed. If someone misses a word, start the verse over. Continue until you can go around the circle without missing a word.



Who Said That?

Draw a line to match each conversation balloon to the person who might have said these things.



I love my boy, Esau, because he brings me good meat to eat. (See Genesis 25:28.)

He may be a little stronger in the food, but I now know how to cook it. (See Genesis 25:2.)

I always loved Jacob best. (See Genesis 25:28.)

He'll do for my deal. (See Genesis 25:33.)

You go in and pretend to love Esau. I'll cook you lie. (See Genesis 27:10.)

OOH I'LL KILL HIM! (See Genesis 27:41.)

What good is a birthright if I die of hunger? (See Genesis 25:32.)

Genesis



iNyaniso

Year A
Lesson 11



Be ready to orgi e and to as or orgi eness.

Name: _____

How Many TIMES?

Draw a line through this letter ma e rom start to inish, spelling the word orgi e as many times as you can. (You can mo e in any direction you want)

ow ma y times did you spell the word or ive

Read Matthew 18:21,22 to ind out how many times Jesus said to orgi e others. (Or in other words, more times than you can count)

Search the Scriptures

Family Page

Ta e time this wee to read and tal a out these Bi le erses.

Samuel
Saul was chasing Da id. Why wouldn t Da id ill Saul? What was Saul s response to Da id s indness? Ha e you e er needed to as orgi e ness o someone in your amily? How did you eel?

Samuel b
For what did Shimei as Da id to orgi e him? How did Da id respond to him? Discuss with your amily why it is important to orgi e others and to ha e others orgi e you. (For a ery important reason to orgi e others, read Matthew 6:12 15.)

u e
What did the younger son in this story do? How did the ather treat the younger son when he came home? Ha e you e er needed to orgi e someone in your amily? What did you do?

Remember This

Colossians

NIV: Bear with each other and orgi e whate er grie ances you may ha e against one another. Forgi e as the Lord orga e you.


TEV: Be tolerant with one another and orgi e one another whene er any o you has a complaint against someone else. You must orgi e one another ust as the Lord has orgi en you.

The Long Road Home

Help Jacob find his way to Esau. When you come to a number in the path, read the matching sentence. If the sentence is true, turn to your right (T →). If the sentence is false, turn left (F ←). Then find the hidden letters along the path and unscramble them to find what Esau had to give up to forgive Jacob.

True or False?

- Jacob became very poor after he ran away from home. (Genesis 32:5)
- Jacob thought Esau might want to hurt him. (Genesis 32:7,8)
- Jacob asked God to help him. (Genesis 32: 11)
- Jacob sent gifts to Esau. (Genesis 32:13-15)
- Esau refused to accept the gifts. (Genesis 33:11)
- Jacob saw God's love in Esau's forgiveness. (Genesis 33:10)



sau gave up _____
 e esis



iNyaniso


Year A
Lesson 12



Be glad or what God has gi en you, instead o comparing yourself to others.


Name: _____

The Doctor Says...



=su	gi es
HIMU	Tal
OOMI	things
3IUT	God
YIOM	eelings
ZEM	than ul
MUTY	good

Jealousy can e li e a sic ness. Figure out the handwriting on my doctor prescription orm to ind some help or ealousy




Rx Doctor Prescription Form

to about your

Be or the

e you

Search the Scriptures



Ta e time this wee to read and tal a out these Bi le eses.

roverbs

What two attitudes are descri ed? What are the results o each attitude? Why? As God to help you e content.


ori thia s

How might you treat someone i you are en ious or ealous o what they ha e? When ha e you acted un indly ecause you were ealous o someone in your amily or a riend? What could you do to show lo e instead o ealousy?

hilippia s

What words descri e what our eelings and actions should e li e? What does it mean to loo out or or care a out the interests o others? Gi e a speci ic e ample o how you can o ey erse 4.

Family Page



alatia s

NIV: Let us not ecome conceited, pro o ing and en ying each other.

TEV: We must not e proud or irritate one another or e ealous o one another.

Name This Family

Finish the captions in this family photo by circling the correct words. Then unscramble the names of each person.

Well, it was my idea to get rid o Joseph or good My rothers and I were pretty tired o listening to him rag. So now hes o to (China, the moon, Egypt). Good riddance, I say

This is _____ dJhau
tal ing.
Genesis 37:26,27

Its not really my ault my rothers are mad at me. I didn t as my dad to gi e me a (TV, puppy, coat). I had these ama ing dreams a out things owng down to me.

I m _____ hpesJo
Genesis 37:3,



What am I going to do? My ather is going to e so (happy, sad, e plain to his How will I e er e plain to his ather what happened to his a ourite son?

My name is _____ euRne
Genesis 37:2 ,30

My a ourite son And now hes gone (Reu en, Judah, Joseph) was orn in my old age, so I lo ed him est o all

I m his dad, _____ cJoa
Genesis 37:3

e esis




iNyaniso

Year A
Lesson 13



Use your gifts from God to show His love to others.


Name: _____





Family Builders

Family Builders


Plan a night to thank family members or the ways in which they contribute to your family. Ahead of time make one or two awards for each person. Here are some ideas:







Search the Scriptures



Take time this week to read and talk about these Bible verses.

Matthew
How would you describe someone who is a peacemaker? What does he or she do? How can you be a peacemaker in your family?

Galatians
When might someone become tired of treating others in good ways? Why should we not stop doing good?

1 Peter
Give a brief definition of each word describing a way God wants us to act. When has someone in your family treated you in one of these ways? When can you treat someone at home or at school in the same way?

1 Peter
Why are Christians to speak truthfully and kindly to others? How can your words hurt someone? help someone? Ask God for help in speaking kindly to others in your family.

How many words can you think of that tell a way to show love? (Hint: Some answers are scrambled below.)

pleh


eyo

e ig

ryap

reca

Family Page




romans

NIV: Be devoted to one another in brotherly love. Honour one another as you honour yourselves.

TEV: Love one another warmly as Christian brothers, and be eager to show respect for one another.

Family Reunion

Read the sentences about today's Bible story. If the sentence is correct, don't change it. If the sentence is incorrect, cross out the underlined part of the sentence and write the correct word or phrase above it.



1. Joseph e plained the shepherd's dreams. (Genesis 41:25)

2. Joseph stored up plenty o oo s. (Genesis 41:48)

3. There was a amine in the land. (Genesis 41:54)

4. Joseph ept the ood he had stored up or se en years. (Genesis 41:56)

6. Joseph s rothers were happy when the Egyptian ruler said he was their lost rother, Joseph. (Genesis 45:3)

5. Joseph s rothers needed ood. (Genesis 42:3)

7. Jaco and all his ships mo ed to Egypt. (Genesis 46:6)

8. Joseph said to his rothers, I am angry with you. (Genesis 45:5)

e esis



iNyaniso

Year A
Lesson 1



Let your love flow to others.

ame

Family Page

Remember This!

Samuel

NIV: The Lord does not look at the things man looks at. Man looks at the outward appearance, but the Lord looks at the heart.

TEV: I do not judge as man judges. Man looks at the outward appearance, but I look at the heart.

Search the Scriptures

Take time this week to read and talk about these Bible verses.

Salm

What happens when we ask God to forgive our sins? Why does He forgive us? As a family, spend some time thanking God for the love and compassion He shows when we ask Him for forgiveness.

Colossians

What does it mean to bear with each other? How does the verse say we should follow Jesus' example? Think of ways you can obey this verse as a family.

John

In what ways did Christ love other people when He lived on earth? How can we imitate Him? What will people learn when they see us loving each other?

live with the neighbours

In invite your neighbours (old and young) or some of your children's friends and their families to enjoy an evening of entertainment, snacks and fellowship. Here are some ideas:

- As each family to bring a favourite board or card game and have a game night.
- Make pizzas together with everyone supply different ingredients.
- Create a play or puppet show with your family to perform for your guests, serving a simple pudding after the show.

Use this evening as an opportunity to discuss with your children the importance of accepting others and sharing God's love with them.

What Do People See? What Does God See?

Draw a line to connect the first part of each sentence with the second part of the sentence. Then put a star next to your favourite sentence.

People can only see what is on the outside

People don't always understand me

Can people


but can't fool God

but God has rays of vision

but God always understands everything about me

Unwelcome Guests

Help the woman find Jesus. Then unscramble the words in the maze to fill in the blanks.



A _____ in ited _____
 to his house, ut he didn t treat Him as
 an honoured guest. (Lu e 7:36)

A woman showed lo e to Jesus y
 washing His _____ and pouring
 _____ on them. (Lu e 7:38)

Jesus told the Pharisee a _____
 a out a moneylender who told two men
 they didn t ha e to _____ him
 ac . The man who was orgi en more
 showed more lo e. (Lu e 7:41 43)

Jesus told the woman, Your _____
 are _____. (Lu e 7:48)



iNyaniso

Year A
Lesson 15



Put
the est
thing irst
get to now
God.

Name: _____



Choose one o the sentences hidden in the order that tells something you want to do to get to now God. Draw a picture o yourself doing that acti ity.

Go to church. Sing a song a out God. This a out God. h n a h

Drechs. .yorts el IB e ot uasten to a Bi le story. Wals re rto.

Mundos sicut a u gu. .ssi sobe eH

P Ns dui lodd li dldo. Mmand osid. p. iso puaw. ppd li ppd inp s. m.

P msdu Nis ds cio. soknsd . ip .

Pray. M lisd ansn .

Read a out God. Read a out God. Hpdnl lonodp.

Si lo rhyga ma ihd hertu . Sing a song a out God. t. or t. e goom

Rominis sudng. He igup. Ri im lorem dro u n a h

Search the Scriptures



Take time this week to read and talk about these Bible verses.

Psalm
How does the writer of this psalm feel towards God's Word? Take turns describing a time God's Word has helped you.

Matthew
How can you love God with all your heart, soul and mind? How can you love God while you're playing soccer or helping a friend?

Deuteronomy
How can you obey these commandments with your actions? with your attitudes? As a family, decide ways you can help each other follow these commands.

Family Page

Remember This!

Psalm

NIV: I see you with all my heart do not let me stray from your commands.

TEV: With all my heart I try to serve you keep me from disobeying your commandments.

FAMILY TALK

Cross out the thought balloons that do NOT show what Mary and Martha were thinking about. In the last box, write in your own words what Jesus said to Mary and Martha.





iNyaniso


Year A
Lesson 16



Trust
in God
rather than
money.

Name: _____

Family Page



**Family
Builders**

*Remember
This!*

Proverbs

NIV: Whoever trusts in his riches will fall, but the righteous will thrive like a green leaf.

TEV: Those who depend on their wealth will fall like the leaves of autumn, but the righteous will prosper like the leaves of summer.

Picture this

Draw a picture that will remind you of Proverbs 11:28


Shari Scavenger Hunt

Divide your family into two teams. Give each team a copy of the following list or make one of your own. Each team goes on a scavenger hunt in your house for things to give away. Donate the items to your church or a community organisation which will pass them on to people in need. As a family, deliver the items or spend time working at the facility so you can enjoy time together helping other people.

Scavenger List

can of soup	rice or paper
jersey	hat
book	shirt
blanket or towel	toy
pair of shoes	can of fruit

Search the Scriptures



Take time this week to read and talk about these Bible verses.

Acts

How would you describe the believers' attitude towards their possessions? What did Barnabas do to honour God? How did his honouring God help others?

Timothy

What does it mean to be content? What do these verses say about contentment? What might happen to a person who wants to get rich? What attitude towards money will hurt us?

Timothy

What do these verses say God gives? Name some examples of things God has given you. How can we be rich in good deeds rather than rich in money?

Stories Jesus Told


Tick the best answer to complete each sentence.

- 1** Jesus told the story of the rich man to teach that:
- we should get as much money as possible in case there's an emergency.
 - it's ok to be greedy as long as we don't hurt anyone.
 - money and possessions are not the most important things in life.

- 2** Read Luke 12:22 in your Bible. In this verse, Jesus meant:
- don't worry, be happy.
 - don't spend all of your time thinking and worrying about making money to buy clothes and food.
 - don't take care of yourself, don't buy any food or clothes.

- 3** Jesus told the stories about the sparrows and lilies to remind us that:
- since God takes care of the sparrows and lilies, just think how well He will take care of us.
 - God doesn't really like sparrows and lilies (He has allergies).
 - we should like like sparrows and lilies.

- 4** Unscramble the letters in brackets to complete the sentence.
- When you're _____ (wriode) a out getting _____ (gsniht), remember that the _____ (gist) God gives are much _____ (tte re) than anything _____ (neomy) can buy



u e




iNyaniso

Year A
Lesson 17




Give cheerfully to honour God.


Name: _____




Forced to do something




happy



word used to measure our thoughts and feelings



not wanting to do something



willing to do

What Does It Mean?

Which word in 2 Corinthians 9:7 does each picture illustrate? Write the correct word on the line next to each picture.

Search the Scriptures


Take time this week to read and talk about these Bible verses.

Proverbs
What do these verses say happens to a generous person? Name ways you can be generous with what you have (time, money, etc.). Thank God for His wisdom and His blessing on people who give generously.

Romans
How many different kinds of gifts are described in these verses? How do these gifts help others and honour God? As a family, ask God to help you give to Him generously and practise these gifts with others.

Galatians
Which fruits of the Spirit do you see in your family members? How can you give some of this fruit to others as a gift? Ask for God's help as you do it.

Family Page



Remember This!

For this

NIV: Each man should give what he has decided in his heart to give, not reluctantly or under compulsion, for God loves a cheerful giver.

TEV: Each one should give, then, as he has decided, not with regret or out of a sense of duty for God loves the one who gives gladly.

TREASURE Hunt

In your own words write what Jesus said. Draw a dotted line from what Jesus said to whom He was talking about.



Mar u e



iNyaniso

Year A
Lesson 18



Jesus is the only One worth following.

Name: _____

Family Page

Remember This!

John

NIV: The next day John saw Jesus coming towards him and said, 'Look, the Lamb of God, who takes away the sin of the world.'

TEV: The next day John saw Jesus coming to him, and said, 'There is the Lamb of God, who takes away the sin of the world.'

you were describing Jesus to a friend who had never heard of him before. What would you say? Write what you would say.

Who is Jesus?

Search the Scriptures

Family Builders

Take time this week to read and talk about these Bible verses.

John

What does a good shepherd do for his sheep? How is Jesus like a shepherd in the ways He cares for us?

John

What does Jesus say about Himself in these verses? What does He promise to do for those who believe in Him? Thank God for sending Jesus to earth to save our souls.

John

What do these verses tell us Jesus wants us to do? How did Jesus show love when He lived on earth? What is one way you can follow Jesus example?

As a family, challenge yourselves to list as many character traits of Jesus as you can in two minutes. Choose a person to keep time, and another person to write down what is said. You may want to continue playing with as many categories as you can think of such as things to thank God for, foreign countries and sports personalities.

Desert Doings

Circle the phrase that correctly completes each sentence.



John was living in the desert. He built a house and ate locusts and wild honey. He dressed in strange clothes and ate unusual food.



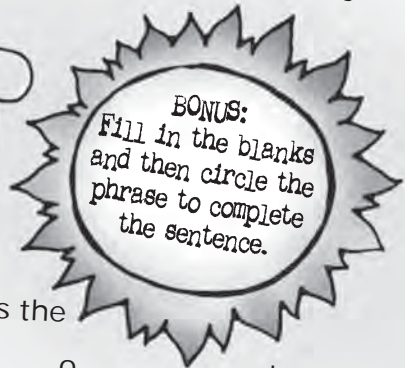
John was talking to people in the desert and baptizing them to help them clean themselves because they were hot and sweaty.



John told people to repent because he meant to keep doing the same thing over and over, no matter what it is. Stop doing wrong things and start doing what God says.



John baptized Jesus and it started raining. The Holy Spirit came down like a dove and a voice from heaven spoke.



BONUS:
Fill in the blanks and then circle the phrase to complete the sentence.



John called Jesus the Son of God because he was chosen to die to take the punishment for the world's sin. He is very loving like a cuddly lamb.

Matthew u e oh



iNyaniso


Year A
Lesson 1




We're all invited to follow Jesus.

Name: _____


Something's Fishy!



Make peanut butter and jam sandwiches a little out of the ordinary by cutting them into fish shapes. Enjoy together as a special treat.



Decorate an empty shoe box or other container and place it in a central location in your house. Family members write encouraging notes to another family member when they see that person obeying Jesus. Put the notes in the box to be read at a time when the family is gathered together.


Family Builders

Search the Scriptures


Take time this week to read and talk about these Bible verses.

Salm
What do these verses say are some ways we can follow God? Which of these things can you do today?

Matthew
What did Jesus ask Simon Peter and Andrew to do? What did they do? What does it mean to be fishers of men?

John
What does this verse say to do to show your love for Jesus? Share a time when you showed your love for Jesus during this past week.

Family Page



Matthew

NIV: Come, follow me, Jesus said, and I will make you fishers of men.

TEV: Jesus said to them, Come with me, and I will teach you to catch men.

© 2008 iVangeli Curriculum. Permission to photocopy without alteration granted to original purchaser only.

1

Follow the Leader

Read the verses to finish the sentences about some of Jesus' followers. Write or tell your answers.



Hello, I'm Matthew.
When Jesus talked to me,
I was

(Matthew :)



I'm Nathanael. I believed
in Jesus when He said,

(John 1:48)



My name is James and
this is my brother John.
When Jesus called us,
we let

(Matthew 4:21,22)

I'm Simon Peter. I followed
Jesus when He said,

(Matthew 4:1)

Hi, I'm Andrew, Simon
Peter's brother. I was a
fisherman. When Jesus talked
to me, I was

(Matthew 4:18)



Matthew

John



iNyaniso

Year A
Lesson 20



Show
you how
Jesus by your
attitudes and
actions.

Name: _____

God's Goodness

Complete the sentences. Draw or write in the box about a time you can say one of the sentences to God.


I thank You, God, for...

I'm glad You're with me at...

Thank You for giving me...

Search the Scriptures

Take time this week to read and talk about these Bible verses.




Micah
This verse talks about attitudes and actions that God loves. How can you display these attitudes in your family this week?

Jeremiah
What does God promise to do if we pray to Him? Pray with your family, asking for God's help in following Him.

Psalm 133
What attitudes and actions are loving? Plan one way to experience an example of God's love to people at school or at your work.

Family Page



Remember This!

Mark

NIV: Love the Lord your God with all your heart and with all your soul and with all your mind and with all your strength.

TEV: Love the Lord your God with all your heart, with all your soul, with all your mind, and with all your strength.

Jerusalem News

Answer each question yourself or take turns asking and answering the questions with a friend.

I've heard reports that palm trees have lost many of their branches. Can you explain this? (Matthew 21:8)



You're a merchant in the Temple court. What happened to you today? (Matthew 21:12)



There was a huge crowd here today. Why were there so many people? (Matthew 21: 11)



Can you tell the people back home what Jesus was so angry about? (Matthew 21:13)



Once the Temple was cleared, what happened inside the Temple courts? (Matthew 21:14)



Matthew



iNyaniso

Year A
Lesson 21



Celebrate the good news that Jesus is alive

Name: _____

Break THE Code!

A L H O

D M I S

Decode the message to find out what 1 John 3:1 means for you.

C

T

T

C

T

Search the Scriptures

Family Page

Take time this week to read and talk about these Bible verses.

oh

What did Mary do after she saw Jesus? What should we do with the news that Jesus is alive?

oh

What did Jesus do because Thomas didn't believe? Jesus cared about Thomas even when he didn't believe. How does Jesus care about you?

oh

What did Jesus do for His friends? How did Peter show his excitement about seeing Jesus? What can you do to show your excitement about having Jesus as a friend?

oh

NIV: How great is the love the Father has lavished on us, that we should be called children of God

TEV: See how much the Father has loved us! His love is so great that we are called God's children.

© 2008 iVangeli Curriculum. Permission to photocopy without alteration granted to original purchaser only.

1

Use the answer box and your Bible to fill in the missing words.

GOD'S INCREDIBLE LOVE

Scene 1: At the cross

Jesus _____² to _____^{4a} saying, Father, _____^{4a}

them, or they do not know what they are doing. Jesus showed His love _____^{1a} _____^{3c} on the _____^{3c} or our sins.

Scene 2: Water that day

Jesus' friends showed love _____^{1c} preparing

Jesus _____^{1c} and taking it to a _____^{4c}.

Scene 3: The third day

Two _____^{3a} told the _____⁴

that Jesus had _____^{2a}. Jesus _____³

with some friends on the road. He showed love to them _____¹

_____¹ what the _____^{2c} said about Him.

a	b	c
dying	Lu e 24:27	body
Lu e 24:6	showed	Scriptures
angels	walked	cross
Lu e 23:34	women	tom

u e



iNyaniso

Year A
Lesson 22



When you're worried about difficult situations, ask God for courage and wisdom.

Name: _____

Dot-to-Dot M.E.A.N.I.N.G

Connect the dots to say Psalm 27:1 in another way.

helps me

•

am
a raid

•

a d ives me
coura e

•

ve
whe

•

od
always

•

Search the Scriptures

Family Page

Take time this week to read and talk about these Bible verses.

salm

What does God promise to do for you? When might your family need help and courage? What do you learn about God from these verses?

roversbs

What actions are we to take? What will be the results? What does it mean to have confidence in God?

saiah

Why is it important to hope in the Lord? What will God give you? Discuss with your family ways you can depend on God when you're worried or a raid.

Remember This!

salm

NIV: The Lord is my light and my salvation whom shall I fear? The Lord is the stronghold of my life to whom shall I be a raid?


TEV: The Lord is my light and my salvation I will fear no one. The Lord protects me from all danger I will never be a raid.

What's Happening?

In each circle, copy the symbol for the caption that tells what is happening.



odus



odus




odus



odus



odus



One He rew amily decides to hide their a y oy so Pharaoh will not ill him.

The princess sa es Moses and as s his mother to care or him.

Moses sister hides in tall grass at the ri er to watch the a y.

Pharaoh orders all He rew a y oys to e illed.

The Egyptians ma e the He rews wor harder.



iNyaniso

Year A
Lesson 23

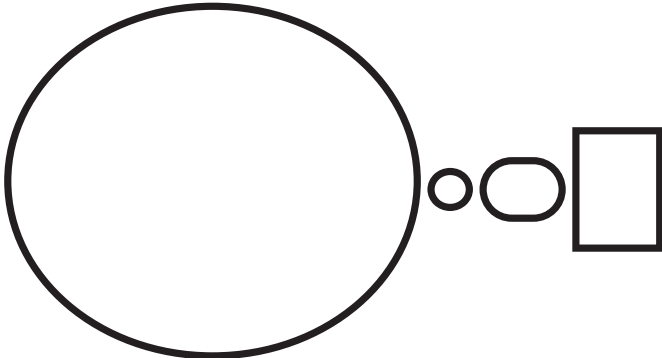


God made us able to do good things for Him.


Name: _____

You're in for a **BIG SURPRISE!**

Draw or write what you enjoy doing.




Draw or write how you can use that or God as you grow older.



Search the Scriptures

Take time this week to read and talk about these Bible verses.



Samuel

What do these verses say God is like? What does He do? What does God give someone who is afraid or worried about doing what is right?

Psalm

In Bible times some people depended on the strength of chariots and horses to help them. What might some people today depend on when they are worried? What can you do to depend on God's help?

Isaiah


How did Shadrach, Meshach and Abednego follow God's plans? What could have made them worried and afraid? Who did they depend on? What were the results?

Family Page

Philippians

NIV: We are God's workmanship, created in Christ Jesus to do good works, which God prepared in advance for us to do.

TEV: God has made us what we are, and in our union with Christ Jesus he has created us for a life of good deeds, which he has already prepared for us to do.



Remember This!

JUST A NOTE TO SAY...

Fill in the blanks of Moses' letter to his sister, Miriam.

Dear Miriam,
 You won't believe what happened to me! I've been taking care of _____ in Midian. One day I came upon this burning _____! But it was not burning up!
 When I went over to look at it, _____ spoke to me! He said that He was going to free the Israelite people from their slavery. And God said that He wanted me to _____ to the Israelite elders and Pharaoh! I know how powerful Pharaoh is! And I was worried that no one would _____ to me. Then God gave me some signs to perform to show the people that I really was speaking for God.
 But I told God that I was still nervous and afraid. So God said _____ could help me out. You know how good _____ is at talking! So now I know that God will be with us.

Your tongue-tied brother,
Moses
 P.S. Next time I want to depend on God when I'm worried! And how's Mom?



odus
 Fill in the highlighted letters to disco er what Moses learned.

he you _____ remember to

_____ o od



iNyaniso

Year A
Lesson 24





There's nothing that God's power can't do.

Name: _____

Artist at Work

How many words of these verses can you put in pictures?



When  am ,

_____ will trust in _____. In God, whose

_____ , in God

_____ trust _____ will not _____

_____. What _____ mortal _____

do _____ ? Psalm 56:3,4

Search the Scriptures



Take time this week to read and talk about these Bible verses.

Psalm

When might someone your age call out to God for help? What do these verses say God can do to help you?

Proverbs

How is God's power described in this verse? What might someone today compare God's power to? Why is God able to offer us safety?

Philippians

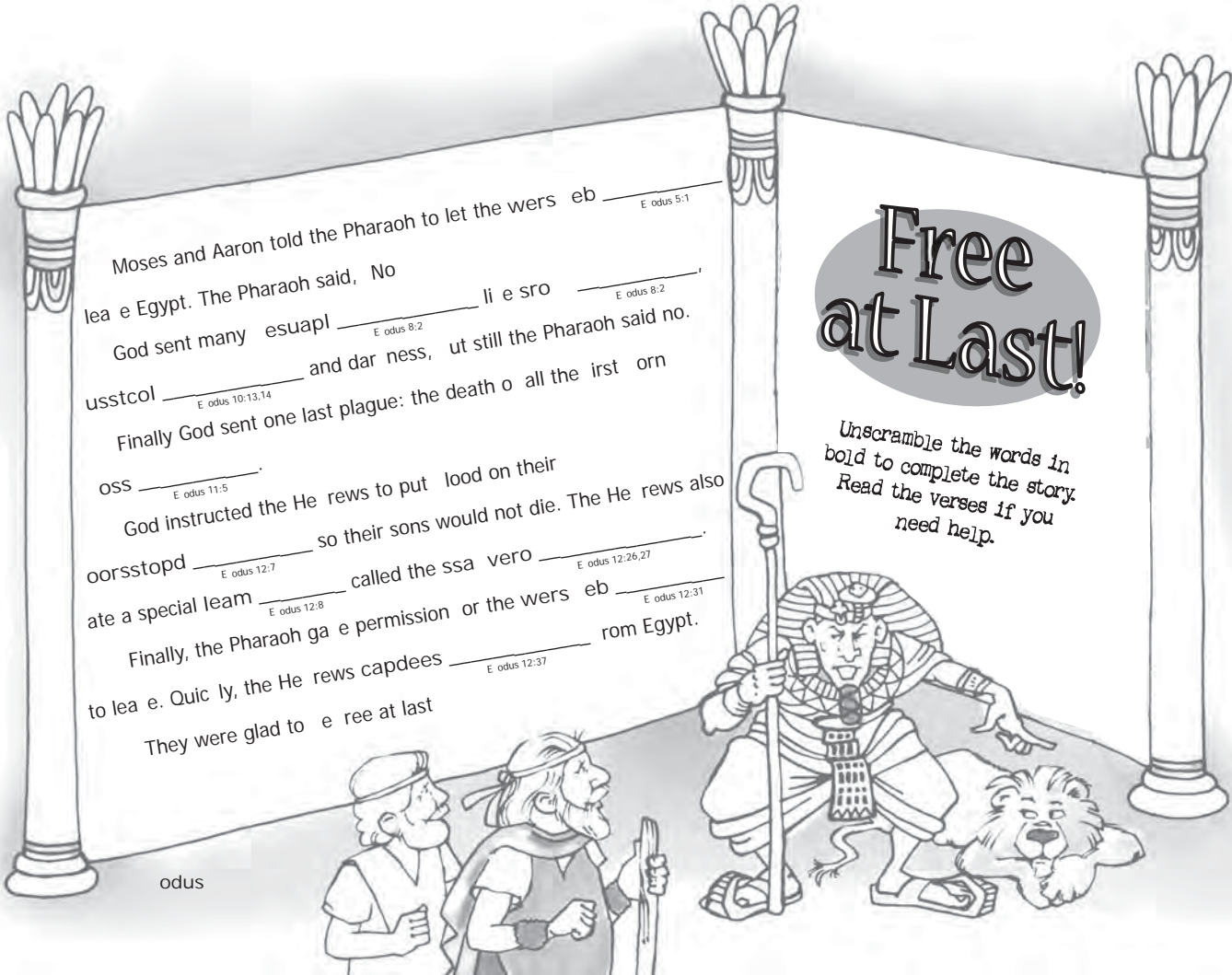
What does God instruct us to do? Why? Describe the protection God gives us. Which piece of protection do you especially need this week?



Psalm

NIV: When I am a raid, I will trust in you. In God, whose word I praise, in God I trust I will not be a raid. What can mortal man do to me?

TEV: When I am a raid, O Lord Almighty, I put my trust in you. I trust in God and am not a raid. I praise him for what he has promised. What can a mere human being do to me?



Moses and Aaron told the Pharaoh to let the Hebrews leave Egypt. The Pharaoh said, No
God sent many plagues upon them, but still the Pharaoh said no.

Finally God sent one last plague: the death of all the firstborn.

God instructed the Hebrews to put blood on their doorposts so their sons would not die. The Hebrews also

made a special lamb called the Passover.

Finally, the Pharaoh gave permission for the Hebrews to leave Egypt. Quickly, the Hebrews packed up and left Egypt.

They were glad to be free at last.

Free at Last!

Unscramble the words in bold to complete the story. Read the verses if you need help.

odus



iNyaniso

Year A
Lesson 25



Praise God or His help in times of need.

Name: _____

odus

NIV: Who among the gods is like you, O Lord? Who is like you majestic in holiness, awesome in glory, working wonders?

TEV: Lord, who among the gods is like you? Who is like you, wonderful in holiness? Who can work miracles and mighty acts like yours?

Search the Scriptures

Take time this week to read and talk about these Bible verses.

Psalm

This Psalm was written by David. What does David say about God? How can you tell that David is confident in God's help?

Psalm

What do these verses say we should do when we praise God? What are some wonderful things God did for the people of the Bible? What are some wonderful things God has done for you and your family?

Psalm

According to these verses, who should praise God? Why? In what ways do you praise God at home and at church?

Family Builders

Praise Talk

Color a small square of paper. On the sides of the square, write the following words, one on each side: Who? What? When? Where? Why? Exodus 15:11. Each person takes a turn to roll the square and uses the word that lands face up to ask another person a question about praising God. For example, What have you praised God for? Why do you praise God? or Who have you praised God for? If the Bible reference lands face up, read the verse aloud.

Prayer Tips

Your children need to see you pray and hear prayers that they can duplicate, so keep your own prayers simple, specific and personal. They also need to hear prayer that really matters to you, not mere formalities or vague declarations. Pray with your children about things they care about. Careful listening to their conversations will help you gain insight into the issues and events which concern them. Keep praying for your children and these events on your own.

SPECIAL REPORT!

RED SEA CROSSING

Fill in the answers to the news reporter's questions.

How did you now where to go in the desert?

odus



Moses, what did you say to help the Israelites to trust in God?

odus



Pharaoh, why did you decide to chase after the Israelites?

odus



Moses, what did you do after the Israelites were saved?

odus



Tell me about the rightening event at the Red Sea.

odus



odus



iNyaniso

Year A
Lesson 26



Remember God's compassion and as Him or what you need.

Name: _____

Prayers for Help

Circle a phrase from each box. In the empty box, write your own words to finish the first phrase.

Dear God help me with
Father need your help with
God please listen would you
please help me to

me
all to you so
love you

My lady you listen to me
have you or care about my problem
My lady you can help me

_____ our name

Family Page

Search the Scriptures

Take time this week to read and talk about these Bible verses.

Salm
In what situation did you forget to tell God about your needs and concerns? What happened? In what situation did you remember to pray to God about a worry? What happened?

hilippia s
Say these verses in your own words. Discuss with your family ways to obey the command.


hilippia s
What attitude does God want us to have? What are we to talk to God about? Why? What does God promise to do? Pray together for your family's needs.

salm

NIV: I call to God, and the Lord saves me. Evening, morning and noon I cry out in distress, and he hears my voice.

TEV: But I call to the Lord God for help, and he will save me. Morning, noon and night my complaints and groans go up to him, and he will hear my voice.

Complete the crossword puzzle to see what God provided for the Israelites.



SS

God provided food for the Israelites for this many years. (Exodus 16:35)

What the Israelites named the bread God gave them each morning. (Exodus 16:31)

What God did when Moses prayed. (Exodus 17:4,5)

What the Israelites did instead of trusting God. (Exodus 16:2-17:3 NIV)

The meat that God gave the Israelites to eat each night. (Exodus 16:13)

God told Moses to hit the rock with his staff so that the people would have this to drink. (Exodus 17:6)

On the seventh day God gave them _____ times as much so the Israelites could rest on the Sabbath. (Exodus 16:22,23)

Exodus



iNyaniso


Year A
Lesson 27




God's Word is a treasure of directions and wisdom.

Name: _____

Family Page




Family Builders




Psalm

NIV: Your word is a lamp to my feet and a light for my path.

TEV: Your word is a lamp to guide me and a light for my path.



Search the Scriptures



Take time this week to read and talk about these Bible verses.

Psalm 119:105


What do these verses tell us to do? Why? Name several Bible commands you obeyed at home this past week.

Psalm 119:105

List the ways of responding to God's Word described in this passage. How will a person who is like the good soil act? What can you learn from this passage?

Psalm 119:105

What does Jesus call the people who obey His commands? Why does Jesus say it is important for us to obey Him? Ask for God's help to obey His Word this week.



Mountain MAZE

Follow the maze and complete the sentences by choosing words from the word box. Look carefully for the right path out of each box!

B

Lord
people
worship
do
honour
gods
o eyed
idol
lie

3. God told the people how to _____ Him. He said, You shall have no other _____ before me. You shall not make an _____.

E odus 20:3.4

4. Then God told the people how to show His love to others. He said, Show _____ to your mom and dad, and Don't _____ a out anyone.

E odus 20:12,16

2. The people said they would _____ everything the _____ had said.

E odus 1 :8

1. God said that if the people _____ Him, He would make them His special _____.

E odus 1 :5



odus



iNyaniso

Year A
Lesson 28



When you're tempted, let your attitudes and actions show your love for God.

Name: _____

SIGNS
FOR LIFE!

Change each letter in the sign to the letter that comes after it in the alphabet. You will find our words that tell what we can do when we are tempted to disobey God. The first one is done for you as an example.

Search the Scriptures

Family Page

u e
 What did Jesus do when He was tempted to disobey? When might you be tempted to disobey God at home? What Bible verse(s) can help you obey God?

ori thia s
 What does this verse say about temptation? What does God promise to do when you are tempted to disobey Him? Thank God for His faithfulness.

imothy
 What are some things that might cause a person to disobey God? What does God want His followers to do? How can you follow the instructions in these verses?

Remember This!

eutero omy

NIV: Be careful to do what the Lord your God has commanded you. Do not turn aside to the right or to the left.

TEV: Be sure that you do everything that the Lord your God has commanded you. Do not disobey any of his laws.

odus



odus



odus



What's My Story?

Use the sentences given below to fill in each speech balloon.

odus



odus



odus



odus



Please orgi e them.

Bring me your gold earrings.

Aaron and Hur are in charge

Ma e us some gods.

The cal made itsel

What ha e you done?

It sounds li e a war going on



iNyaniso

Year A
Lesson 2



Join with God's family in giving God praise and honour.

Name: _____

Maths Facts

Solve the maths sums.

_____ _____

7

Then, substitute the right word or each number in the sums. The first one has been done for you.

me

_____ _____

5 = love for God 7 = people 3 = me
4 = you 35 = worship

Family Builders

Search the Scriptures

salm

What can we give to God? What are some ways you and your family can worship God in your church? when you're not at church?

salm

What are some reasons to worship God? How can we worship God in the way the verse describes? Try one way with your family.

ebrews

Name some ways you can encourage people in your church and in your family. Plan to do at least one this week.

Praise and Worship

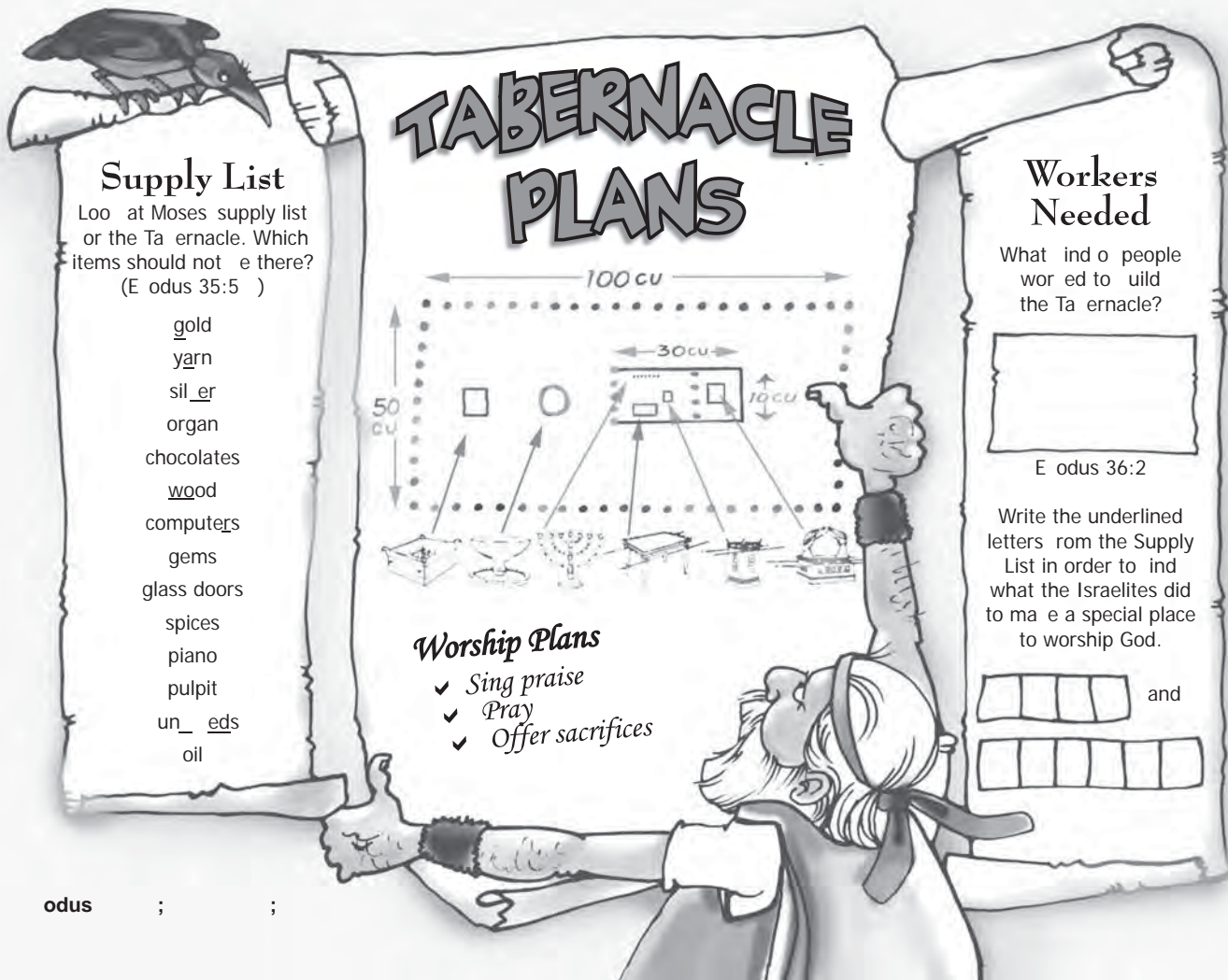
Write each of these words on a separate strip of paper: song, prayer, Bible verse. Make a strip for each person in your family, repeating words if needed. Mix up the paper strips. Each family member chooses a strip and then plans and leads the corresponding part of an informal family praise time. For example, the person whose strip says 'song' chooses a favourite praise song or hymn to sing together, or a song on a cassette or CD for everyone to listen to. Other family members pick Bible verses to read or talk about, and read a prayer or lead a time of family prayer.

Family Page

salm

NIV: I rejoiced with those who said to me, Let us go to the house of the Lord.

TEV: I was glad when they said to me, Let us go to the Lord's house.

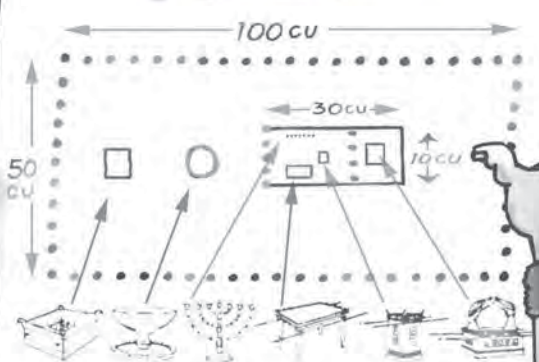


Supply List

Look at Moses supply list or the Tabernacle. Which items should not be there? (Exodus 35:5)

- gold
- yarn
- silver
- organ
- chocolates
- wood
- computers
- gems
- glass doors
- spices
- piano
- pulpit
- undereds
- oil

TABERNACLE PLANS



Worship Plans

- ✓ Sing praise
- ✓ Pray
- ✓ Offer sacrifices

Workers Needed

What kind of people were needed to build the Tabernacle?

Exodus 36:2

Write the underlined letters from the Supply List in order to find what the Israelites did to make a special place to worship God.

and													

odus ; ;



iNyaniso



Year A
Lesson 30

Turn away from doing wrong and accept God's forgiveness.

Name: _____

Personal Prayers

You can talk to God any time. Here are three good things to pray to show you believe in Jesus and want to be part of God's family.

Admit that you need to be forgiven
 have faith that Jesus died for you
 and that Jesus will be with you forever
 Ask God to forgive you and to help you turn away from doing wrong

Now talk to God in your own words

“Dear God,

need

please forgive

have faith
that Jesus

Search the Scriptures

Take time this week to read and talk about these Bible verses.

Leviticus

How did the men with leprosy show their faith? What happened because of their faith? When is a time your family has shown faith in God?

John 3

What does God give those who believe in Jesus Christ? Does He give this when we are good or bad? Thank God for His grace and pray about times when you can share it with others.

Matthew

What is faith? What examples of faith are listed? How have members of your family shown faith in God?

Remember This!


John

NIV: Whoever believes in the Son has eternal life, but whoever rejects the Son will not see life, for God's wrath remains on him.

TEV: Whoever believes in the Son has eternal life, whoever disobeys the Son will not have life, but will remain under God's punishment.

Family Page

Deliverance in the Desert



Circle the word in brackets that makes the sentence correct.

The Israelites were out of (food, water) again. They began (complaining, singing). God told Moses to (speak to, touch) the rock. Instead, Moses hit the rock. Water gushed out. But Moses had not (doubted, trusted) God, so he was not allowed to (enter, leave) the land God had promised.

The king of (Israel, Edom) would not let the Israelites pass through his land. This made their journey longer and the people complained and grumbled even more. God sent poisonous (insects, snakes) among the people. Many of the (people, snakes) died. The people asked (Aaron, Moses) to pray to God for them. God told Moses to make a model of one of the snakes and to put it on a (pole, altar). All those who (touched it, looked at it) would be healed of their snake bites. Moses did exactly what God said. Everyone who believed what God said and looked at the snake (lived, died).

Numbers



iNyaniso

Year A
Lesson 31





Announce
the good news
to the Sa iours
arri al.

Name: _____


Word Pictures


Fill in the blank lines with words from Psalm 57: 1,10 that match the pictures. Fill in the empty boxes with pictures that illustrate the words beneath them.







nations








lo e



hea ens

Search the Scriptures



Isaiah


What names does the prophet Isaiah use in announcing Jesus' birth? What do you learn about what Jesus is like from these names? Which of these names is your favourite?

Luke

What was said about Jesus in these verses? What's something you'd like children your age to know about Jesus?

John

What did Philip say when he told his friend Nathanael about Jesus? How did Philip describe Jesus? Who is someone you can help learn about Jesus and celebrate His birth?



Remember This

Psalm

NIV: I will praise you, O Lord, among the nations. I will sing of you among the peoples. For great is your love, reaching to the heavens; your faithfulness reaches to the skies.

TEV: I will thank you, O Lord, among the nations. I will praise you among the peoples. Your constant love reaches the heavens; your faithfulness touches the skies.

© 2008 iVangeli Curriculum. Permission to photocopy without alteration granted to original purchaser only.

1

ANNOUNCING

Draw lines to show each person's words and/or actions.

Said that the ruler of Israel will be born in Bethlehem.

Said, Do not be a raid...your prayer has been heard.

He visited a priest in the Temple.

Micah
(Micah 5:2)



Zabriel
(Luke 1:8, 11, 13, 15)



John the Baptist
(John 1:2)



Zachariah
(Luke 1:18, 20)



He couldn't speak until John the Baptist was born.

Said, Look, the Lamb of God, who takes away the sin of the world.

He helped get the people ready for Jesus coming.

Micah
said
to
Zachariah



iNyaniso


Year A
Lesson 32




In all the circumstances of our lives, we can depend on God's love.

Name: _____

Family Page



Family Builders


Remember This!


Salm

NIV: O Israel, put your hope in the Lord, for with the Lord is unfailing love and with him is full redemption.

TEV: Israel, trust in the Lord, because his love is constant and he is always willing to save.

Search the Scriptures



Take time this week to read and talk about these Bible verses.

Salm

Why should we give thanks to the Lord? Say the repeated phrase in your own words. In what ways has God shown love and mercy to you and your family? Thank Him or His gifts to love.

Psalms

What are God's feelings towards us? What proof do we have of God's love? How do you feel when you think of God's love?

Phesias

List the gifts God gives through His Son, Jesus. Why is it important that God sent Jesus to be born on earth?

CHRISTMAS THANKS


How can you help your family develop an attitude of giving instead of gimmies during the Christmas season?

Send Christmas cards to several people who have helped your family in some way. Include a note of thanks along with your Christmas greeting.

Make sure your children overhear your expressions of thankfulness to God and to others. If you're thankful, say it!

Early in the season, set clear limits for gift giving. Each child will benefit from realistic expectations.

Make sure your Christmas traditions include low or no cost celebrations that focus on God's gift to Jesus (singing Christmas carols, making an Advent wreath, etc.).



Surprise, Mary!



Follow the maze by choosing the correct answer for each question.

Mary lived in _____
(Lu e 1:26,27)

aareth

Bethlehem

would have a Son named Jesus



The angel's greeting _____
(Lu e 1:2)

made birds start singing

Mary praised God or _____

showed love to her
(Lu e 1:48,4)

The angel said that Mary _____
(Lu e 1:31)

worried Mary

would have a difficult life

u e

showed love to his people
(Lu e 1:54,55)

was a nice person

Mary's response to the angel showed that she _____
(Lu e 1:38)

trusted God





iNyaniso

Year A
Lesson 33



God's
gift of
salvation
is for
us

Name: _____

Personal Praise

Unscramble the words and use them to write your own prayer praising God or sending Jesus.

orb

dide ro

iv oer

iapser

eprosim

s ues

ym s is

ta hou

Search the
Scriptures

Take time this week to read and talk about these Bible verses.

John 3:16

Why did God send Jesus into the world? What does God promise to those who believe in Him? What does it mean to have eternal life?

John 1:12

How has God shown His love for us? What did Jesus do to redeem us? Why do you think He chose to pay for our sins?

John 1:12-13

What privilege does God promise to those who believe in Him? What does it mean to become a child of God? How is the life of a child of God different from that of someone who is not a child of God?



NIV: Praise be to the Lord, the God of Israel, because he has come and redeemed his people.

TEV: Let us praise the Lord, the God of Israel. He has come to the help of his people and has set them free.

Christmas Scramble

Rearrange the order of the words in the pictures to complete each sentence.

Mary and Joseph travelled to Bethlehem
 _____ (Lu e 2:4,5)



While they were in Bethlehem,
 _____ (Lu e 2:6,7)

Because Jesus was the Saviour
 _____ (Lu e 2:11)



An angel announced Jesus' birth to
 _____ (Lu e 2:8-10)



After they had seen Jesus, the shepherds
 _____ (Lu e 2:17)

u e




iNyaniso

Year A
Lesson 34



As we grow, we can learn ways to love God.

Name: _____



Be kind to _____.

_____ God's Word.


_____ to God.

_____ a out God.

_____ your parents.


_____ Bi le eses.

GROWTH CHART



Find the missing words hidden in the branches to discover some ways we can grow in loving and obeying God.

Search the Scriptures



Take time this week to read and talk about these Bible verses.

salm

How might a person show delight or happiness in reading God's Word? How does God's Word help us?


salm

How do these verses describe God's Word? Why did the person who wrote these verses promise to never forget God's precepts (His Word)?

ames

What are followers of God supposed to pay attention to? Why? When can God's Word help you learn about loving and obeying God?

Family Page



salm

NIV: Show me your ways, O Lord, teach me your paths guide me in your truth and teach me, for you are my God, my Salvation, and my hope is in you all day long.

TEV: Teach me your ways, O Lord make them known to me. Teach me to live according to your truth, for you are my God, who saves me. I always trust in you.

Mapping it out



Read the verses to answer the questions about the story.

1. Where did Mary, Joseph and Jesus live?
(Lu e 2:3)

2. Why did they go to Jerusalem? (Lu e 2:41)

3. What did Mary and Joseph do when they realised Jesus was not with them? (Lu e 2:45)

4. What did the teachers at the Temple think of the things Jesus said? (Lu e 2:47)

5. What did Jesus do after Mary and Joseph found Him? (Lu e 2:51)



Sea of Galilee

Nazareth

ISRAEL



JUDEA

Jordan River



● Jerusalem

● Bethlehem



Mediterranean Sea

Dead Sea

To Egypt



u e



Certificate of Completion

It's time to rejoice!

has faithfully completed the



iNyaniso Year A Bible lessons.


Teacher

Date


Superintendent

"He will teach us his ways, so we may walk in his paths." Isaiah 2:3


The following age groups are available:



Preschool
Ages 4 - 6



Primary
Grades 1 - 3



Senior
Grades 7 - 9



www.cgbox.org



Printed by

